

Circuit Start Index

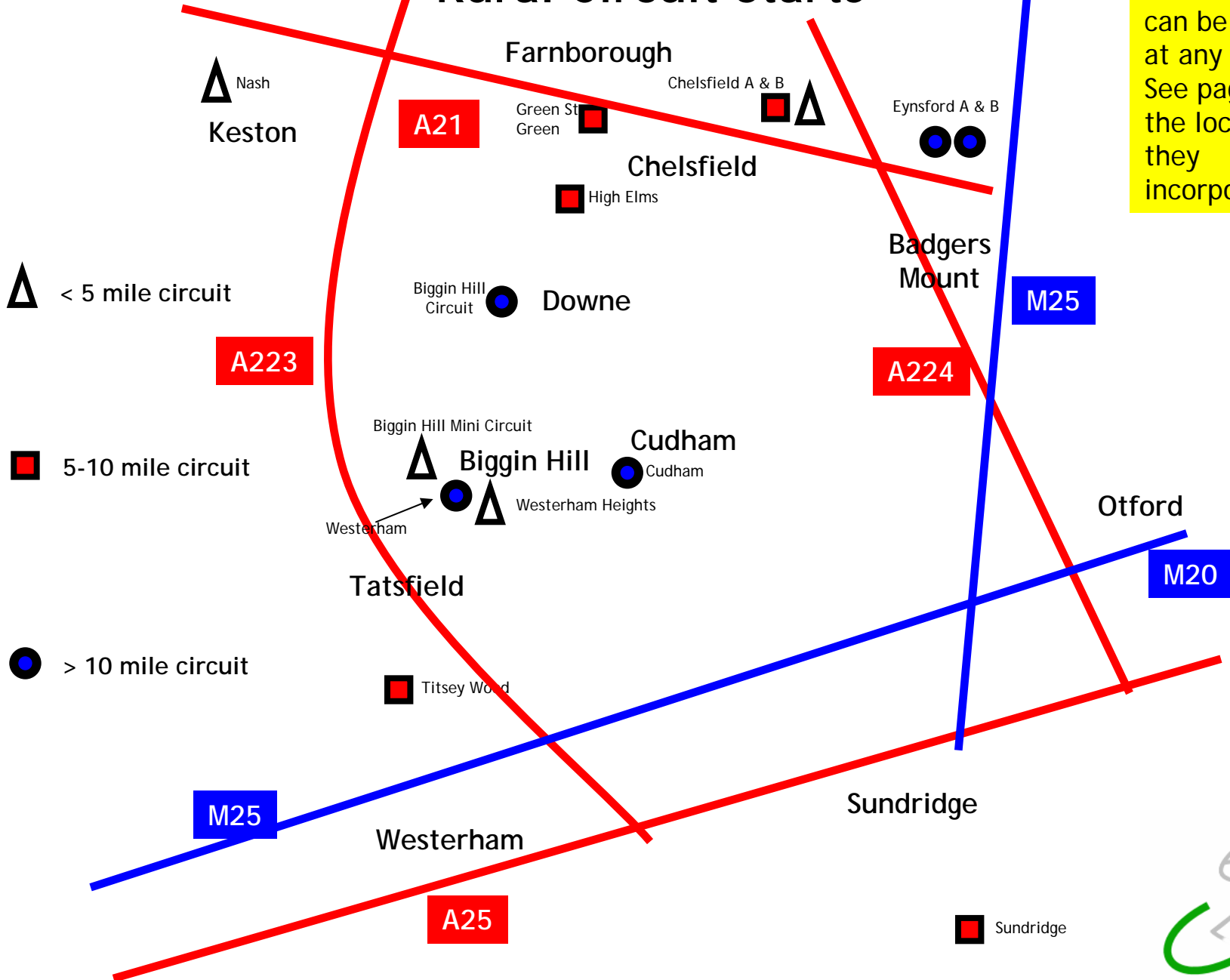


- Rural Circuit Starts - Pages 2 & 3
- Urban Circuit Locations - Page 4
- Commuter route - Page 5



Rural Circuit Starts

These circuits can be joined at any point. See page 3 for the locations they incorporate



These rural circular routes can be joined at any point and travel through or are in close proximity to the following locations

Under 5 mile circuits

Nash - Nash, Keston and Coney Hall

Biggin Hill Mini Circuit - Biggin Hill

Westerham Heights - Biggin Hill and Tatsfield

Chelsfield B - Chelsfield

5-10 mile circuits

Titsey Wood - Titsey, Westerham and The Chart

Green St Green - Pratts Bottom, Green St Green and Cudham

High Elms - Cudham, Green St Green, Downe and Hazelwood

Sundridge - Brasted, Sundridge, Ide Hill, Goathurst Common and Sevenoaks

Chelsfield A - Chelsfield, Crockenhill, Ramsden and Orpington

Over 10 mile circuits

Cudham - Pratts Bottom, Green St Green, Cudham, Downe and Hazelwood

Eynsford B - Chelsfield, Crockenhill, Eynsford, Otford, Shoreham, Halstead and Knockholt

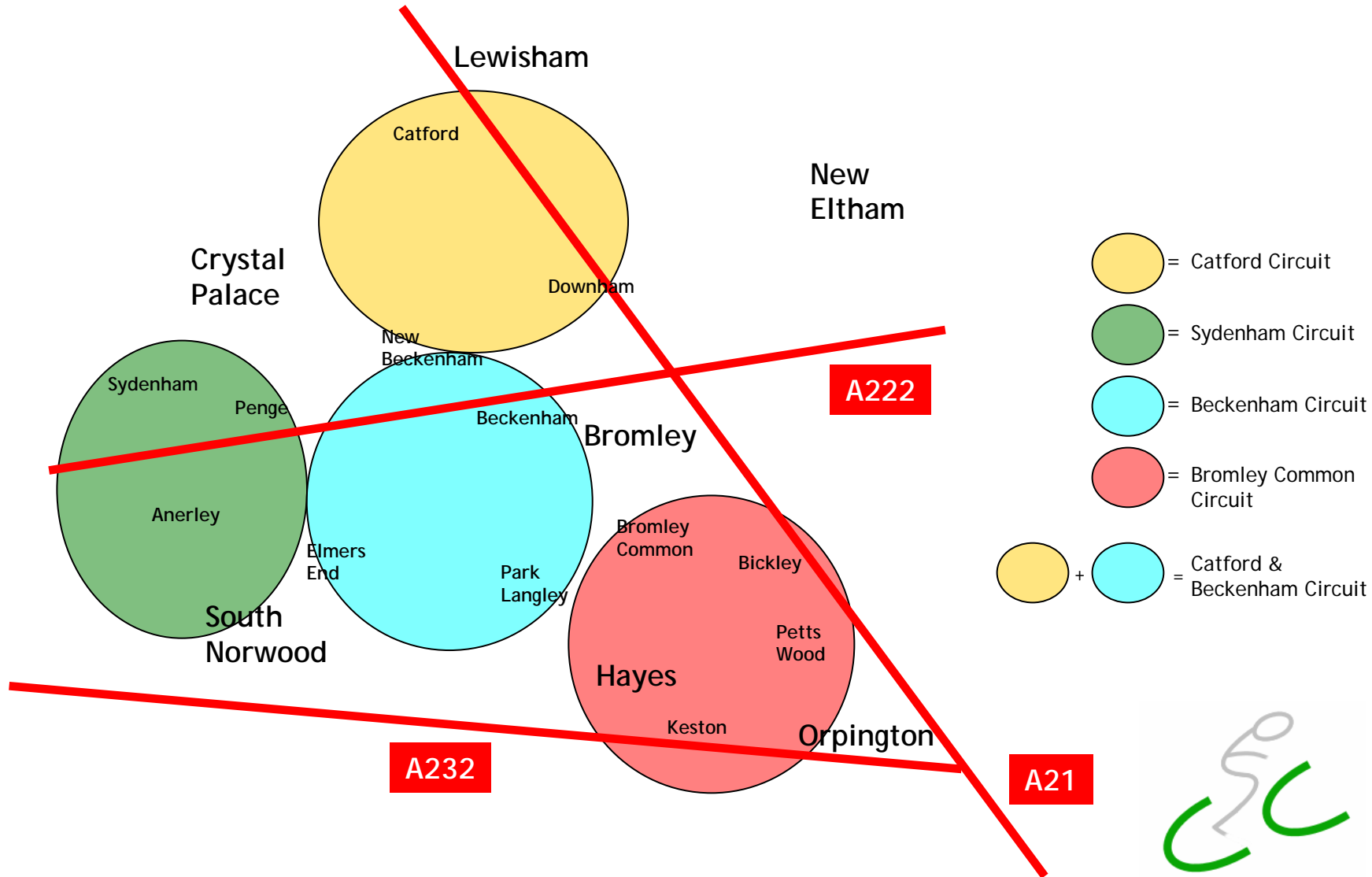
Biggin Hill - Downe, Green St Green, Cudham, Biggin Hill, Tatsfield, Fickleshole, Keston

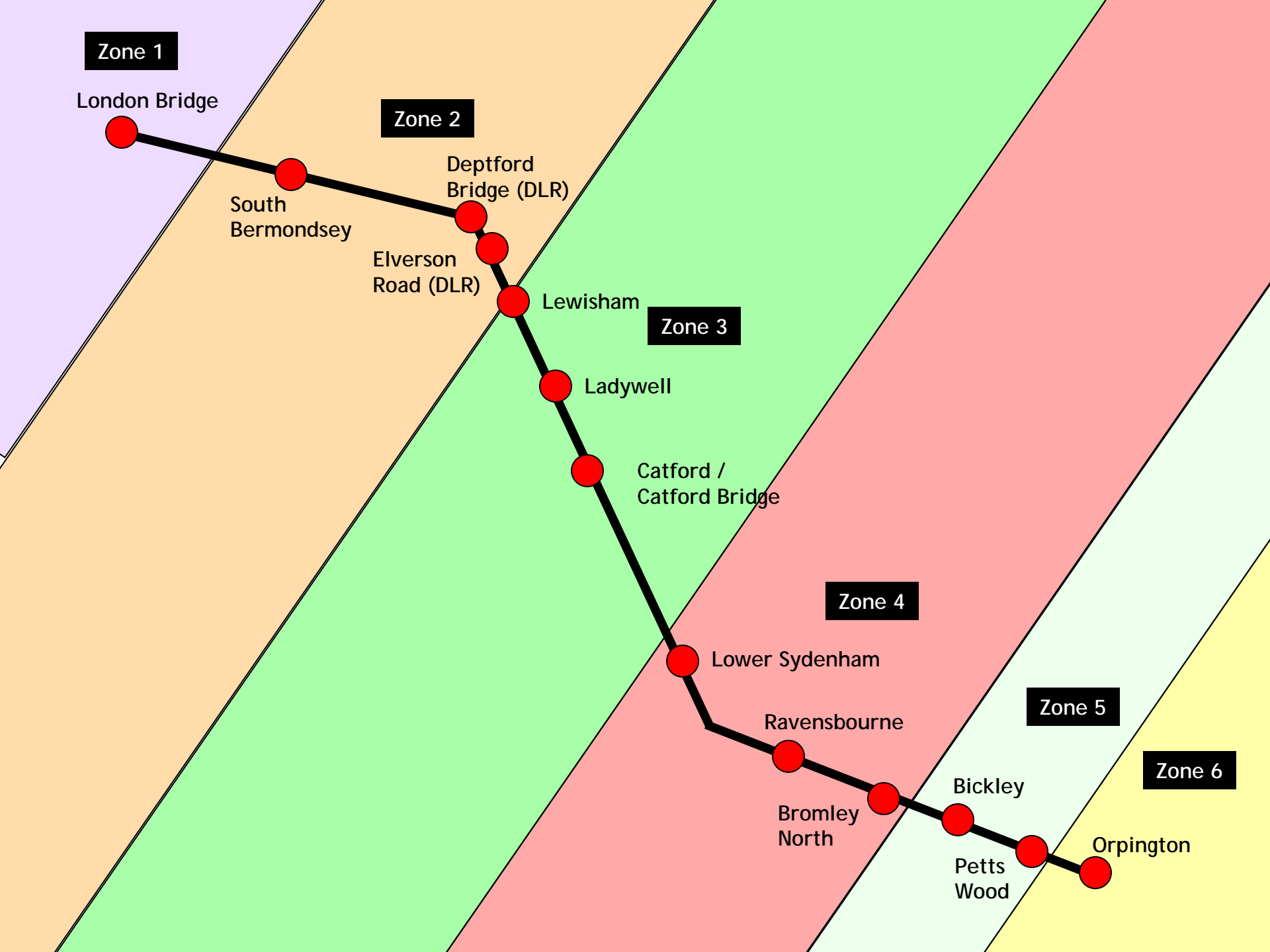
Westerham - Biggin Hill, Tatsfield, Titsey, The Chart, Crockham Hill, Toys Hill, Ide Hill, Brasted and Sundridge

Eynsford A - Chelsfield, Crockenhill, St Mary Cray, Upper Ruxley, Dartford, Wilmington, Hawley, Darrent, Sutton at Hone, Horton Kirby, Farningham, Eynsford, Otford, Shoreham, Halstead and Knockholt

Urban Routes

These circular routes can be joined at any point and approximately cover the areas illustrated below





Zone 1

London Bridge

Zone 2

South Bermondsey

Deptford Bridge (DLR)

Elverson Road (DLR)

Lewisham

Zone 3

Ladywell

Catford /
Catford Bridge

Zone 4

Lower Sydenham

Ravensbourne

Zone 5

Bromley North

Bickley

Petts Wood

Zone 6

Orpington